

Birchwood 25



www.jonesboatyard.co.uk

Specification

When opened up, the cabin is easily large enough for six people to relax in comfort. There is standing headroom and plenty of room to move to and fro past other people. The table is mounted on a central pedestal and rigid, yet easy to lower when making up the bed.


The female half of the crew would approve of the galley arrangements. The working surfaces are at the correct height. Stowage for food and utensils, in cupboards and drawers, is generous. Fresh water is stored in a 25-gallon tank and is delivered to the sink via an electric pump. A stainless steel sink and drainer, with double ring is fitted, together with Radford oven.

Stowage for clothes and smaller items is also plentiful. There are huge compartments under the dinette seats and forward berths which are accessible through lift-out panels under the mattresses. The wardrobe is wide and deep.

Large windows admit daylight into all corners of the saloon, while two fluorescent tubes serve the same purpose at night. All the windows are of tinted toughened glass, those at the front are fixed, those at the sides can slide open. Additional ventilation is provided by a louvred opening in the cabin door and forward hatch.

The toilet compartment has full headroom and is large enough to be used as a small changing room and is fitted with toilet, handbasin, mirror, shaving sockets, etc.


An extremely strong forehatch gives an alternative passage up to the foredeck, with its snug moulded lip overlapping a raised rim on the deck.




Birchwood 25

Dimensions

L.O.A.	25ft 0in.	7.65 m
Beam	9ft 3in	2.80 m.
Weight	4,800lbs inc. motor	2,200 kg.
Water Capacity	25 gals	114
Draught	15in	381 m.





The cockpit

The cockpit is fitted with a large hard top which incorporates a tinted perspex sliding roof for added ventilation. A canopy is also included in the specification. A seat on either side is fitted to the cockpit, these convert to a very large sunbed or an extra two berths. Under the starboard seat is the water tight calor gas container vented through the hull. A folding helmsman's seat with foot rest is fitted. The engine installation is easily accessible under the cockpit floor.

Engine installation Stern Drive

Stern drives can be fitted either petrol or diesel.
 Maximum engines fitted 225 h.p. single or 130 h.p. twin petrol engines or 140 h.p. diesel. Prices on request.

Single 120/130 stern drive approx.	20 mph
Single 170 h.p. stern drive approx.	26 mph
Single 75 diesel stern drive approx.	12 mph
Single 140 diesel stern drive approx.	25 mph

35 gallon fuel tank fitted. Larger - optional extra.

Tunnel drive


An 80 h.p. Ford engine is fitted, with 2 to 1 reduction gearbox. This drives a conventional shaft through a recess in the bottom of the hull. A 26-gallon galvanised fuel tank is fitted under the helmsman's seat. The engine compartment is fitted with automatic fire extinguisher and electric

ventilator. The sketch of the drive clearly indicates the advantages with its shallow draught and excellent manoeuvrability even when going forward on tick over, this helps the manoeuvring in tight moorings. A galvanised steel keel is fitted as standard.

Ford 80 h.p. maximum speed approximately 11 MPH cruising 7/8 knots approx. 1 gallon per hour.

standard specification

- Sliding windows
- Large wrap round pulpit
- Teak cockpit rail
- Forward deck hatch and the usual deck fittings
- Hard top fitted with tinted sliding perspex roof
- Grab handles
- Interior of cabin and hard top lined in washable vinyl
- Carpets and curtains in cabin
- Cockpit canopy
- Stainless steel sink with double burner and oven.
- Pressurised water supply to galley and toilet hand basin
- Adjustable roof vent
- Mains voltage shaving socket
- Electric lights fitted throughout the boat
- Two windscreen wipers
- Electric horn
- Navigation lights
- Chemical toilet



Guarantee

Birchwood Boat International Ltd. (the Company) warrants its boats to be free from defects in materials and workmanship under normal use and service for 1 year from the date of delivery to the original purchaser. The obligation to the Company under this Warranty is limited to the provision of a remedy for any such defect without charge but return transportation is to be paid by the claimant with all duties and other fees if any.

This Warranty does not apply to:
 (a) Engines, outdrives, controls, batteries, propellers or other equipment and accessories carrying separate warranties from their respective manufacturer.

(b) Installation by others of engines or accessories.
 (c) Any boat which has been altered, subjected to misuse, negligent operation or accident or used for racing purposes.

This warranty is personal to the original purchaser and is not assignable. The boat has been examined and found satisfactory by the original purchaser at delivery and except so far as express warranties are given above, all other warranties, terms, conditions and representations, of whatever nature whether the statutory common law or otherwise are excluded and none shall be taken to have been given or implied from anything said or written in negotiations leading to the sale and the Company's responsibility is limited to the terms of this Warranty and it shall not be liable for consequential damage or loss resulting from any defects. The Company reserves the right to alter specifications without notice.



Birchwood Boat International Ltd.,

Common Road, Huthwaite, Sutton-in-Ashfield, Notts. NG17 2JU. England.
Telephone: Mansfield 54271/2. Telex: Noltm 377650 Boatco.