

Madeira 27 CC

the family funboat

www.jonesboatyard.co.uk

Full specification overleaf

JGM

J. G. MEAKES LIMITED


The Boat Centre · Marlow · Bucks SL7 1RH · England
Tel: Marlow 6911 (10 lines) Telex: 847091

APPLEYARD LINCOLN & CO.,
 (BOATBUILDERS) LTD.
 DISTRIBUTORS OF
MADERA
 IN EAST ANGLIA
 RIVERSIDE BOATYARD, ELY,
 CAMBS. TEL: ELY 2244.

diesels. All with PRM oil operated gearboxes and single lever controls and 12 v. batteries.
 Diesel engines are heat exchanger cooled and fitted with alternators.


STANDARD EQUIPMENT.

Anchor in chocks with anchor warp*, self-draining cable locker* stainless steel
 pulpit* cleats, fender eyes, fairleads, stemhead roller and deck fillers* electric
 horns* spotlight* windscreen wiper* folding windscreen in anodised alloy frames*
 folding canopy with side curtains* navigation lights* cockpit and cabin lights*
 socket* gas bottle and regulator* built in calorifier with hot and cold water to
 folding mast* handrails on cabin tops* ventilator over galley* ensign staff and



the new Madeira 27cc

This superb craft is the new sistership to our famous Madeira 27 Aft Cockpit cruiser and both models share the same proven hull. There the resemblance ends, however, as we have completely redesigned the interior layout and superstructure providing luxurious yet practical living for the family and a sleek new outward appearance.



No more roughing it with cold water or kettles. Now you can have hot water galore at the turn of a tap from the shower or wash-basins. Try an early morning dip in the sea and then a quick refreshing shower - it's marvellous. A pump takes the water away at the touch of a switch and the toilet is the very latest design in self contained operation.



How often have you wanted a really separate cabin for the children or for those unexpected guests? The spacious aft cabin has two generous full length berths each with their own hanging locker and masses of stowage space for clothes and bedding. Large windows at the sides and rear keep the cabin light and airy, and the fitted carpet and matching fabrics all help to give that snug, cosy feel that makes boating such fun.



The airy main cabin with its adjustable, drop down table has ample room for four during the day, and then converts to a double berth cabin at night. Hanging space and cupboards take care of clothes, and bins beneath the bunks swallow up blankets and pillows. A soft, washable lining to the deck head gives that added touch of luxury, and a large, quick release hatch provides easy access to the foredeck.

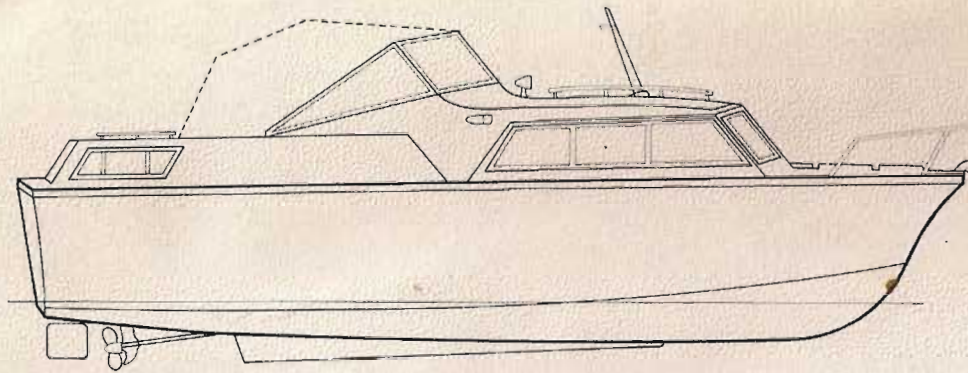


Practical, elegant luxury is the only way to describe the galley. Hot and cold water to the stainless steel sink unit, a full oven, cooker with two burners and grill, and an electric refrigerator. A fold down top covers the sink and cooker when not in use and cupboards and drawers abound for the stowage of crockery, cutlery and food.

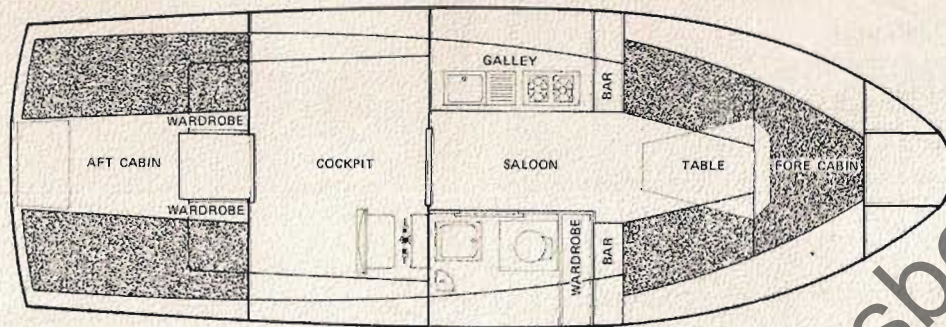
Three engine options are available to choose from - the reliable, easy on the pocket Captain diesel, the quiet but purposeful Vedette petrol or, for real get up and go performance, twin Ford 4/58 diesels. Whether you wish to explore some placid inland waterway or speed your way along the coast, there is a Madeira 27 centre cockpit powered just for you.

Full specification overleaf

specification



| | |
|-------------------------------------|--|
| Length overall | 27ft. 2 ins. - 8.3 m. |
| Beam | 9ft. 6 ins. - 2.9 m. |
| Draft | 2ft. 2 ins. - 0.67 m. |
| Height O/A from W/L (screen folded) | 6ft. 0½ ins. - 1.9 m. |
| Headroom - Fwd. cabin | 6ft. 0 ins. - 1.9 m. |
| Aft cabin | 4ft. 9 ins. - 1.4 m. |
| Fuel capacity single engine | 27 galls. - 125 litres approx. |
| twin engines | 2 x 24 galls. - 2 x 110 litres approx. |
| Water capacity | 27 galls. - 125 litres approx. |
| Weight with Single Captain diesel | 2.5 tons - 2450 kg. |
| Twin Ford diesel | 2.85 tons - 2900 kg. |



HULL AND SUPERSTRUCTURE

The hull is of semi V hard chine form, produced from the finest glass reinforcement and polyester resins, free from fillers or alkali glass. All mouldings made to Lloyds requirements and under their supervision. Opening glass windows in anodised alloy frames.

DECKS

Glassfibre with moulded non slip surface. Gas bottle stowage locker forward and moulded escape hatch on foredeck.

COCKPIT

Moulded in glass fibre with teak pattern engine room hatches. Upholstered rear seats and folding helmsman's seat. Steering and instrumentation grouped in attractive teak wood console.

INTERIOR

Both cabins fitted with washable, foam backed headlining and trim, fitted carpet throughout, 4" foam mattresses in warm, attractive textile covers, upholstered backrests and curtains to all windows. Ample hanging and storage space, shelves behind dinette and adjustable dining table. Dressing table with mirror in aft cabin. Teak wood doors and trim throughout.

GALLEY

Integral stainless steel sink and two burner cooker with grill and recessed oven below, double section removable work top, all with heat resistant surfaces. Hot and cold water to sink with folding faucet. Flush fitted Mivis 1.5 cu.ft. refrigerator with safety catch. Drawers and cupboards for cutlery, crockery and cooking utensils.

WC/SHOWER COMPARTMENT

Sliding door to compartment. Hot and cold water to shower and washbasin through mixer tap. Shower curtain and moulded shower tray in floor with teak grid and electric pump discharging overboard. Self contained recirculating toilet with integral holding tank.

ENGINE

Single Captain 1500 cc diesel, single Vedette 1100 cc petrol or twin Ford 4/68 2350 cc diesels. All with PRM oil operated gearboxes and single lever controls and 12 v. batteries. Diesel engines are heat exchanger cooled and fitted with alternators.

STANDARD EQUIPMENT

Anchor in shock with anchor warp*, 50ft draining cable locker*, stainless steel pulpit*, cleat, fender eyes, fenders, sternward roller and deck filler*, electric horn*, spotlight*, windscreen wiper*, folding windscreen in anodised alloy frame*, folding canopy with side curtains*, navigation lights*, escape and cabin lights*, folding mast*, handrails on cabin tops*, ventilator over engine*, engine staff and

MADEIRA 27 AC
Another boat
in this fine range
Please ask for details

APPLEYARD LINCOLN & CO.,

(BOATBUILDERS) LTD.

DISTRIBUTORS OF

MADEIRA

IN EAST ANGLIA

RIVERSIDE BOATYARD, B.Y.

(CAHNS. 5th BLY 2244.