



FREEMAN

24

HARDTOP/SPORT

JOHN FREEMAN (MARINE) LTD.

A glimpse into the interior of the 'Freeman 24'



In the main cabin the dinette is to port and the galley to starboard, the galley is fitted with a grill and two burners, gas is supplied from a bottle stowed in a metal container, vented to the outside, fitted against the transom, a good size sink with water pump, the whole galley area has a double hinged top so when not in use the area can be closed and used as a sideboard, four stowage lockers provide ample space for food and utensils.

The dinette has seating for four, the double berth is arranged by dropping down the table, and utilising back rests and cushions to form the bed, all cushions are 5" thick.

The cockpit is partially enclosed by a fixed shelter which has a full visibility screen and side windows, also a cockpit cover for the remaining portions. Full width cockpit seat with upholstered cushions, large



Designed for the owner who wants a boat capable of coastal passages as well as river cruising.

The hull is a moderate Vee, aft increasing in curvature forward to give a sharp entry with good spray deflecting qualities and dry decks in a seaway.

The boat is designed to sleep four, two on the dinette berth, and two in the fore cabin. The fore cabin has two single Vee berths 6' 6" long with blanket stowage beneath and book shelves above, escape hatch in the forward deck. Moving aft there is a hanging wardrobe incorporating a folding door to partition off the main cabin. The W.C. compartment is fitted with a chemical flushing toilet.

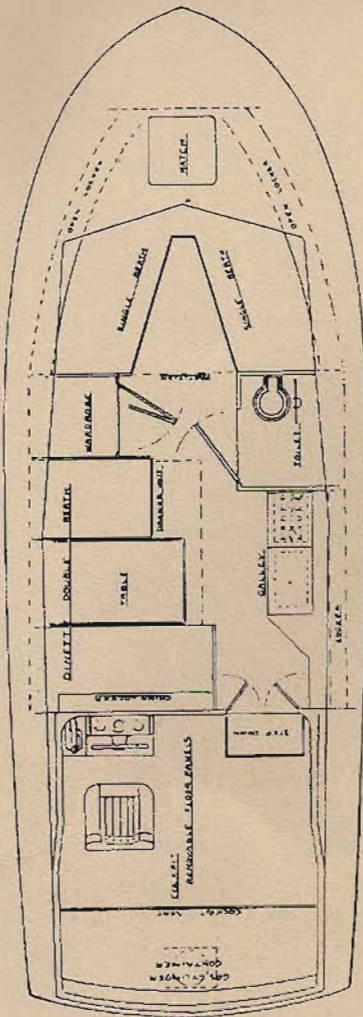


helmsman seat which also houses a tool locker beneath. The instrument console encloses the electrical switchgear, fuses, instrumentation, and also a substantial footrest for the helmsman. Floorboards in the cockpit are removeable to give easy access to the sterngear, battery, tanks etc. and also stowage. The standard driving force is a four cylinder petrol or diesel engine with single lever gear change and speed control, the engine is fully flexibly mounted, alternative engine options are listed on the price list. Curtaining and upholstery are of good quality in a wide range of colours and designs, carpet is fitted throughout. The cabin ceiling and side walls are lined in simulated leather.

All interior woodwork is finished to a very high standard

FREEMAN 24

STANDARD LAYOUT



Principal Dimensions

Length Overall	24' 6"
Beam	9' 0"
Draft (aft)	2' 0"
Headroom (Cabin)	6' 1"

STANDARD ENGINE

See price list for engine options.

HULL

Glass fibre laminate of immense strength moulded in one piece.

SUPERSTRUCTURE

Glass fibre laminate, one piece moulding, with one inch foam interlayer.

WINDOWS

Are made from specially designed aluminium section, heavily anodized and glazed with laminated or toughened safety glass.

DECK FITTINGS

All best quality alloy fittings.

STANDARD EQUIPMENT

Cockpit hood, navigation lights, mast light, cabin lights, 12 volt battery, cockpit seat, helmsman's seat, sink with pump, gas grill, 5" foam mattresses, curtains, hatch, chain pipe, cleats and fairleads, stemhead fitting, combined gear and throttle controls, stainless steel bow rail, stainless steel pushpit, anti slip deck.

FUEL CAPACITY

15 Gallons, stainless steel tank of welded construction.


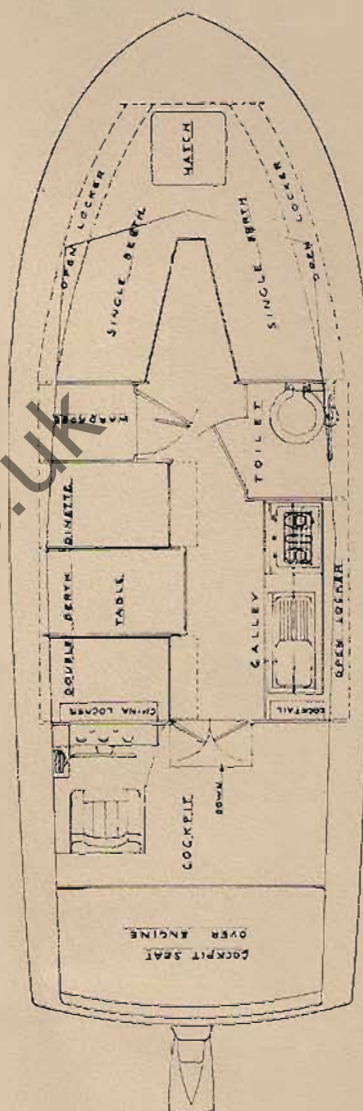
WATER CAPACITY

15 Gallons, stainless steel tank of welded construction.

EXTRAS

Shown on separate price list.

OUTDRIVE LAYOUT



FREEMAN 24 FT. SPORT

FREEMAN CRUISERS

can be delivered and launched anywhere ready for you
to drive away to

HAPPY DAYS AFLOAT



JOHN FREEMAN (MARINE) LTD.

WOLVEY, NEAR HINCKLEY, LEICESTERSHIRE, ENGLAND WOLVEY 527 FOUR LINES TELEX 342184

We reserve the right to make alterations to the specifications and prices which from time to time may be considered necessary, without notification