

OCEAN 30

Richard A. Nunn



OCEAN 30

from inland
waterway to
open sea...

The Ocean 30's tireless Mercedes engines make travel possibilities endless, along with first class accommodation you have the choice: rivers, lakes, canals, or, should you be more adventurous, the open sea. All this regardless of weather conditions.


Cruising in effortless luxury can be one of life's finest experiences.

The Broads alone can offer cruising equal to anywhere in the country, gliding down any one of the many lovely backwaters, taking in the delights of Norfolk's unique and varied wildlife.

Stop awhile in a Broadland village, they offer excellent shopping facilities, good pubs and fine restaurants. The artist or photographer has ample opportunity to capture the atmosphere of colourful broadland life. Inland, Norwich reveals itself and its long and colourful past.

Feeling bolder, and if conditions are right, then why not venture to the open sea? Holland, Belgium, France – it all becomes possible with Ocean 30's excellent sea keeping and coastal qualities.

Let the pleasures of cruising become part of your life; enter the colourful world of the Ocean 30.



A Cockpit — showing Helm & crew seating

B Saloon — looking aft showing Dinette and fold down table

C Helm and Console layouts

D Galley with combination sink and grill unit

E Forward Cabin with two single berths



folding canopy



Ocean 30 Hardtop


Ideal for offshore cruising, the hardtop provides protection for the crew against inclement weather conditions, and at the same time the good lines reduce wind resistance.

Side curtains can be rolled down to create a large comfortable cockpit wheelhouse.


Ocean 30 Folding Canopy

Fitted with folding screen reducing the overall height above the waterline to a minimum, thus allowing extensive trouble-free cruising on inland waterways normally restricted due to the many low bridges.

An added advantage is the adaptability of the large cockpit area for sunbathing.



hardtop



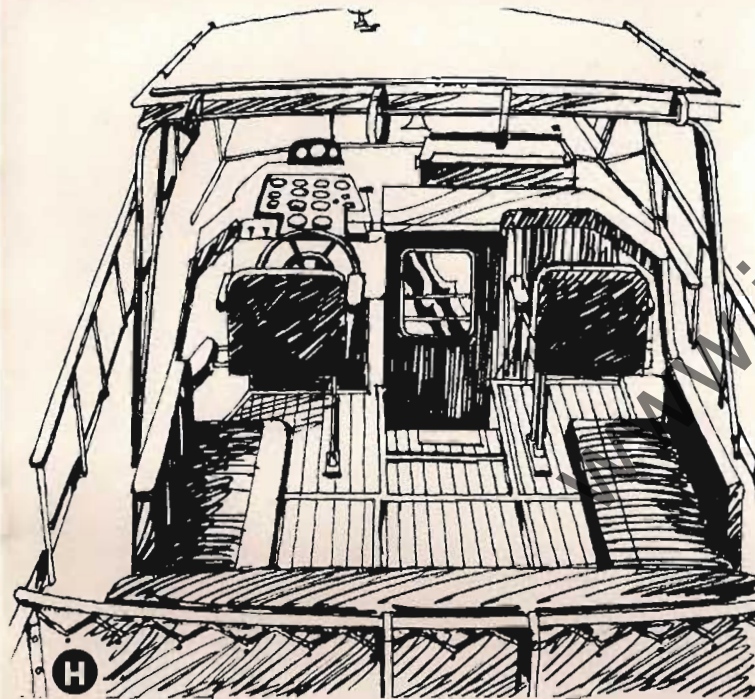


G



J

- F** Starboard settee with cocktail cabinet and showing radio/tape player
- G** Saloon with wrap round settee
- H** Cockpit with view of extra side seats
- I** Stern view showing all-weather canopy
- J** Toilet and shower compartment



H



History of the Company

Richard A. Nunn started producing boats in 1969, after working in the industry for 15 years. The company applied the expertise of its small but highly skilled workforce (familiar with the more traditional methods) to the up-to-the-minute techniques of modern boatbuilding, thus combining all that is best in present day boatbuilding.

The company now builds up to 25 craft a year, ranging from 20 ft to 50 ft, each being tailor made to customers own requirements. Offering expert advice and a first class after sales service, Richard A. Nunn are proud to produce beautiful craft capable of long and trouble-free service.

OCEAN 30

The Ocean 30 is built on the well proven AF series hull moulded by Aqua-Fibre Limited. The displacement design gives excellent sea keeping qualities, and with the new design transom, top speed and trim are both greatly improved. G.R.P. is now long proven and provides the owner with a boat that requires a minimum of upkeep, no hull maintenance, minimum depreciation, withstands abrasion, has high impact resistance and is treated to obviate condensation.

In keeping with our policy of building with the finest materials available, the Mercedes-Benz OM636 four cylinder diesel engines are fitted as standard providing the owner with the utmost reliability, economy, exceptionally quiet performance and the knowledge that with the worldwide Mercedes Benz spares and after-sales service his craft will at all times be maintained to the highest standards.

The Ocean 30 is unquestionable one of the most luxurious craft on the market. The spaciousness of design, convenience, comfort, luxury furnishings, neat galley and good stowage space, ensure that it is the cruiser for family fun, for holidays, or as a weekend retreat.

Accommodation is flexible for mixed parties; a neat manoeuvreable craft for cruising, fishing holidays; a motor boat for families and friends, at regattas and the ensuing parties. Suitable for coastal and all inland waterways, rivers, the Broads, estuaries and canals, or even a quick flip across the channel to France, Belgium and Holland. How about retired life with journalism and photography as a hobby, cruising right through France? Have you ever contemplated year after year exploiting and exploring Europe's connecting waterways?

**making
the most
of your leisure**

Due to very skilful design and planning, stemming from our long and varied experience of boat building, the Ocean 30 offers more accommodation and stowage space than any comparable sized boat on the market, and combines the luxury and warmth of traditional wood furnishings and fittings with their nautical atmosphere, with the perfect alliance of the most modern and proved boat building material, glass reinforced plastic.

Father-to-Son craftsmen steeped in boat building move with and forward of the times; generations have known what customers want, and will want in the future.

Ocean 30s are not mass-produced boats, but are virtually custom built so that owners could choose their own G.R.P. colours, curtains, carpets, etc. to obtain a distinctive boat with a touch of individuality. Here presented in this brochure is the luxury craft for the well-established man, the man who has arrived. We ask that after your examination of this brochure, you arrange with your local Ocean 30 agent, or Richard A. Nunn, to examine a boat for yourself in order that you may ascertain that all we claim for these craft is fully justified.



ACCOMMODATION

Ocean 30's accommodation layout provides for up to six adults in comfort, dependent on type of layout from Aft Cockpit or Aft Cabin.

Galley has a combination stainless steel sink grill unit with built in oven and refrigerator. Plenty of storage space to

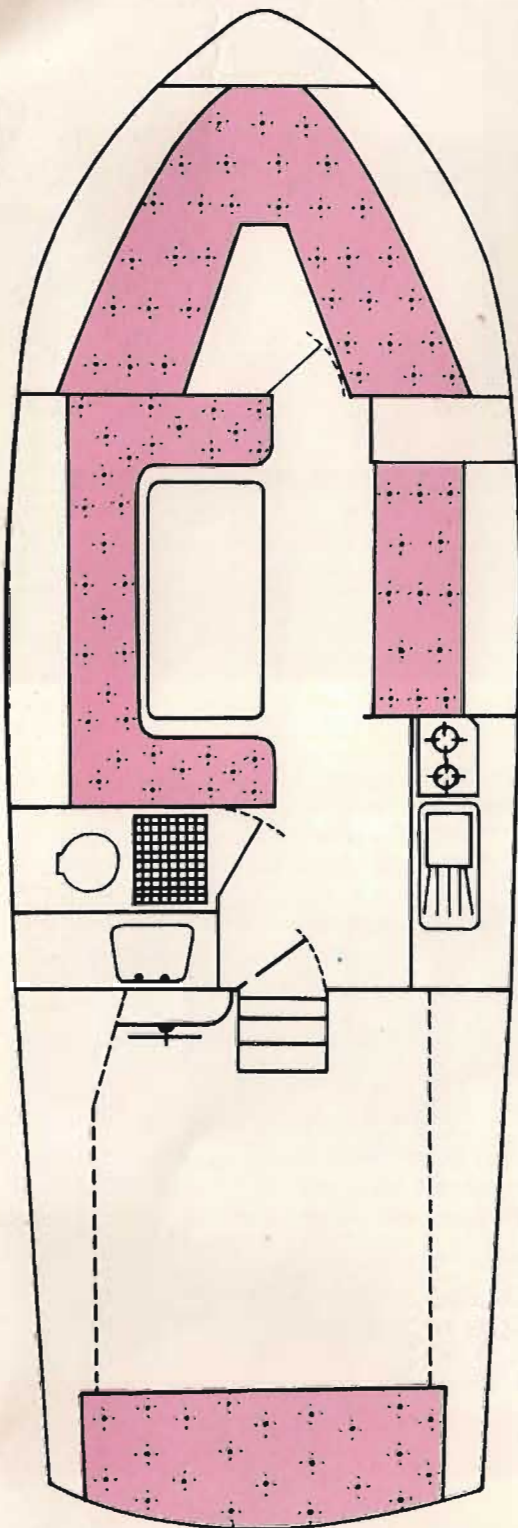
hand is provided, and all work surfaces have durable and easy to clean covering.

Toilet and shower compartment, with its G.R.P. mouldings and laminated bulkhead, gives the sort of space usually associated with much larger craft.

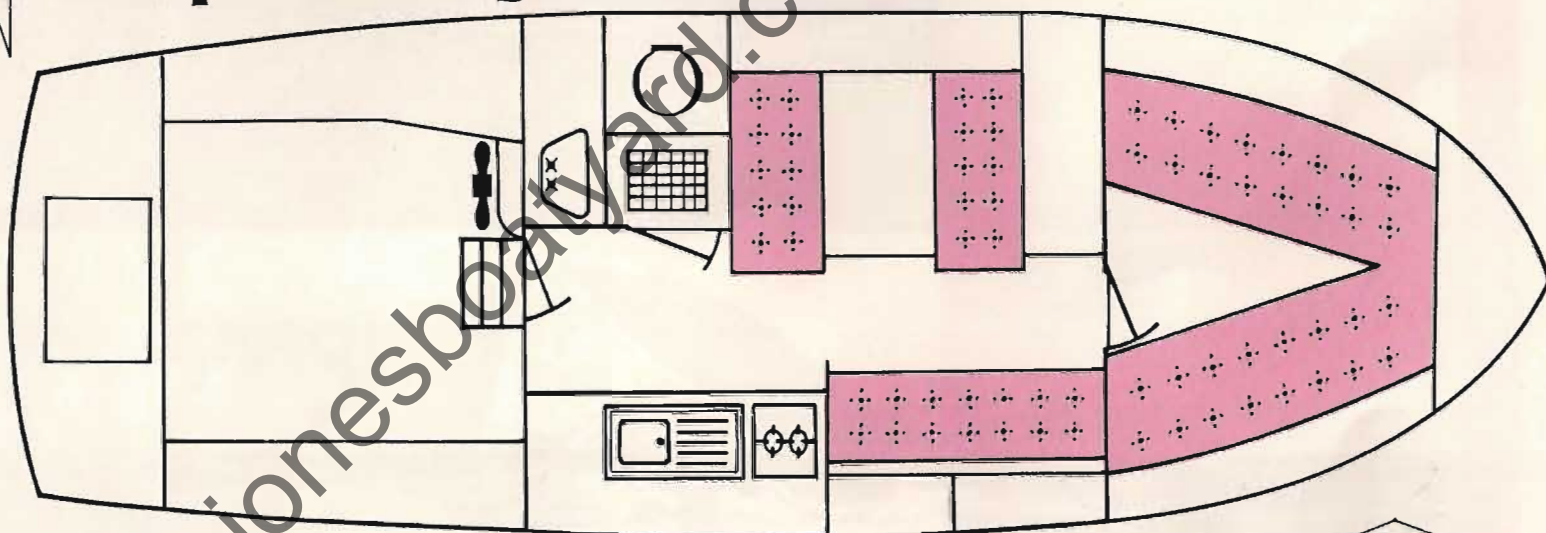
Saloon can be fitted with either a

wrap-round settee or dinette with settee on starboard side. All appointed with a top quality cloth of the customers choice.

A generous Cocktail Cabinet, richly carpeted cabin floor and large windows for excellent vision, add to your complete enjoyment of the boat.

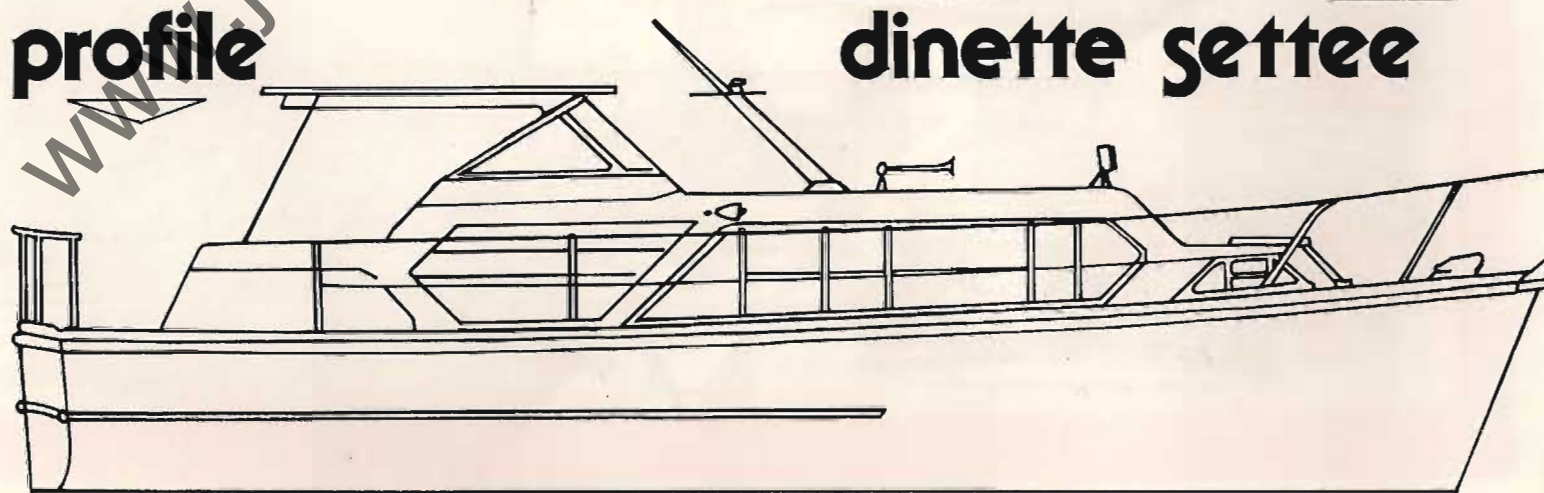


◀ **wrap round settee**



profile

dinette settee



GENERAL SPECIFICATION

Measurements: L.O.A. 29' 9" (9.2 m). L.W.L. 27' 9" (8.3 m). Beam 10' 2" (3.1 m). Draft 2' 6" (0.75 m). Weight (hull) 1800 lbs (813 kg).

Hull: GRP A/F hull moulded by Aqua-Fibre Ltd. Lloyd's certificate can be supplied at extra cost.

Superstructure: Self-coloured one-piece moulding by Aqua-Fibre Ltd.

Engines: Twin Mercedes-Benz OM 636 4 cyl. 42 h.p. diesels. PERKINS 4/108 engines can be fitted as an alternative.

Gear Boxes: 2.1.1. reduction.

Instruments: One set per engine. Water temperature gauge. Tachometer. Ammeter. Engine oil pressure gauge. Gearbox pressure gauge. Fuel gauge. Ignition switches. Engine stop control.

Engine Bearers: Mild steel angle fastened to engine beds with high tensile steel bolts.

Propeller Shafts: Stainless steel.

Propellers: Twin, manganese-bronze.

"A" Brackets: Manganese-bronze.

Rudders: Twin, manganese-bronze.

Steering: Rack and cable assembly fitted inside instrument console, with 18" spoked wheel.

Fuel Tank: Twin engine — one of 70 gals.

Water Tank: 55 gals.

Engine Room Ventilation: Extraction fan.

Windows: Toughened glass in anodised alloy frames, double-drop panes to Port and Starboard in Main Saloon. Single drop panes in forward cabin.

Engine Room: Fully noise-insulated.

Hot Water: Supplied by calorifier fitted to engine; fully insulated 12 gal. tank.

Lights: Two forward berth lamps, one Moonstone toilet lamp, two 12 strip saloon lights, one cockpit light, and one light over galley sink.

Bilge Pump: Manual 10 gals. per min. gusher.

Electrical System: 12v throughout; one 12v heavy duty battery to each engine.

Bulkheads: Selected veneers (Sapele).

Accommodation: Galley sink unit with combination stainless steel sink, hotplate and grill unit; adequate stowage and cupboards; Opela taps (h. & c.). Calor gas oven. 1 cu. ft. gas refrigerator fitted with safety cock, and built-in safety device.

Main Saloon: Full length single settee/birth. Raised dinette with settees/double berth in marine quality Vinyl (range of colours available). Neat folding table. Cocktail cabinet. Hanging wardrobe. Flooring covered with deep pile foam-backed carpet (as in all cabins and saloons). Pelmets fitted to all curtained windows; silent anodised alloy curtain track. Cabin sides foam lined, and covered with first quality Torino Lionide to obviate condensation. Head lining is of perforated Melvina, with anti-condensation barrier. Curtains in first quality folk-weave material, fully-lined; choice of patterns. White tumbler switches. All joinery in Sapele finish high gloss polyurethane varnish. Generous storage space.

Toilet Compartment: Self-coloured pink GRP vanity unit fitted with two Opela taps, shower with mixer, shower tray. Two mirrors, 48" x 12" and 20" x 14". Portaflush-toilet. Panelled toilet lining with choice of Melamine laminates; head lining in white glaze. Moonstone lamp. Door furniture in chrome. Electric shaver plug. Shelves fitted with fiddle rail under vanity sink unit.

Forward Cabin: Safety ventilated/escape hatch. Two single berths; mattresses in 5" foam and latex covered in marine quality Vinyl. Leeboards in Sapele with two storage drawers under, hull panelling foam-backed buttoned Vinyl. Windows, curtains, and floor as in Main Saloon. Side and head linings as in Main Saloon. Hanging cupboard with clothes rail. Individual berth lights and switches.

Cockpit/Wheelhouse: Choice of rigid or folding windscreen, both of toughened glass with anodised moulded frame. Two fully removable engine hatches. Folding helmsman's seat. Instruments set in black GRP steering console. All switches water-proof marine type. Windscreen wipers. Cockpit courtesy light. Weather-proof PVC cockpit folding canopy. Floor covering — simulated teak. Non-slip decking.

Deck Fittings: Stainless steel pulpit. Stemhead roller. Bolt bollards. Fender eyes. Alligator extractor vent. Mahogany handrails on chrome stanchions on cabin top and superstructure side. Fenders. Warps. Boat hook. Ensign flag-staff. Anchor, 3 fathoms 5/16" chain, 12 fathoms nylon and hawse pipe. Raked folding mast and stays. Dry powder fire extinguisher. Twin chrome horns. Navigation lights. High power searchlight. Steaming and masthead light. Compass. Echo sounder.

General: Calor gas — sealed in metal container draining overboard with 1/2" drain — two x 10 lb. with regulator, located aft, with isolating cock installed above waterline. The whole installation carried out to the Thames Conservancy Board regulations.

Colours: Hull and Superstructure: White (standard), or special to customer's choice, at additional cost.

Louvres: To customer's choice.

Toilet: Basin and some pink, or to choice.

Bulkheads: Beige marble, or to choice.

Cabin: Natural wood — Sapele. Working surfaces — Sapele Melamine. Head lining — white perforated Melvina. Hull lining — Ivory. Mattresses, cushions, etc. to customer's requirements.

The Builders reserve the right to alter the specification without prior notice.

OCEAN 30 

R.A. NUNN, YACHT & BOATBUILDERS

RECTORY ROAD, ASHMANHAUGH, NORWICH NR12 8YP
TEL: WROXHAM 2173.

Your Area Distributor: