

OCEAN 30



Richard A. Nunn

The Ocean 30



The Ocean 30 is built on the well proven AF series hull moulded by Aqua-Fibre Limited. The displacement design gives excellent sea keeping qualities, and with the new design transom, top speed and trim are both greatly improved. G.R.P. is now long proven and provides the owner with a boat that requires a minimum of upkeep, no hull maintenance, minimum depreciation, withstands abrasion, has high impact resistance and is treated to obviate condensation. In keeping with our policy of building with the finest materials available, the Mercedes-Benz OM636 four cylinder diesel engines are fitted as standard providing the owner with the utmost reliability, economy, exceptionally quiet performance

and the knowledge that with the worldwide Mercedes Benz spares and after-sales service his craft will at all times be maintained to the highest standards. The Ocean 30 is unquestionably one of the most luxurious craft on the market. The spaciousness of design, convenience, comfort, luxury furnishings, neat galley and good stowage space, ensure that it is the cruiser for family fun, for holidays, or as a weekend retreat. Accommodation is flexible for mixed parties; a neat manoeuvrable craft for cruising, fishing holidays; a motor boat for families and friends, at regattas and the ensuing parties. Suitable for coastal and all inland waterways, rivers, the Broads, estuaries and canals, or even a quick flip across the channel to

France, Belgium and Holland. How about retired life with journalism and photography as a hobby, cruising right through France? Have you ever contemplated year after year exploiting and exploring Europe's connecting waterways? Due to very skilful design and planning, stemming from our long and varied experience of boat building, the Ocean 30 offers more accommodation and stowage space than any comparable sized boat on the market, and combines the luxury and warmth of traditional wood furnishings and fittings with their nautical atmosphere, with the perfect alliance of the most modern and proved boat building material, glass reinforced plastic. Father-to-Son craftsmen steeped

in boat building move with and forward of the times; generations have known what customers want, and will want in the future.

Ocean 30s are not mass-produced boats, but are virtually custom built so that owners could choose their own G.R.P. colours, curtains, carpets, etc. to obtain a distinctive boat with a touch of individuality. Here presented in this brochure is the luxury craft for the well-established man, the man who has arrived. We ask that after your examination of this brochure, you arrange with your local Ocean 30 agent, or Richard A. Nunn, to examine a boat for yourself in order that you may ascertain that all we claim for these craft is fully justified.



OCEAN 30 *HARDTOP*

Ideal for offshore cruising, the hardtop provides protection for the crew against inclement weather conditions, and at the same time the good lines reduce wind resistance.

Side curtains can be rolled down to create a large comfortable cockpit wheelhouse.



OCEAN 30 *FOLDING CANOPY*

Fitted with folding screen reducing the overall height above the waterline to a minimum, thus allowing extensive trouble-free cruising on inland waterways normally restricted due to the many low bridges.

An added advantage is the adaptability of the large cockpit area for sunbathing.



Main Cabin wrap round settee

**QUIET INLAND
WATERWAYS,
TROUBLED NORTH SEA,
BLUE
MEDITERRANEAN . . .**

Cruise them all with peace of mind, knowing that if the weather begins to blow your Ocean 30 will get you safely to the nearest haven. Enjoy the comfort of a quality craft . . . suit your own requirements for accommodation with either the dinette or wrap-round settees. Using the stern seat as a berth, up to six people can be accommodated aboard your Ocean 30.




Shower Compartment




Galley



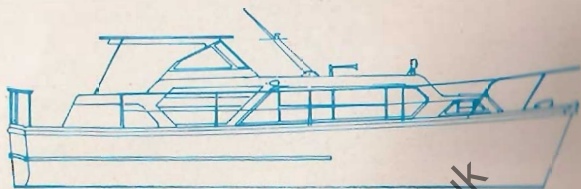
Main Cabin dinette



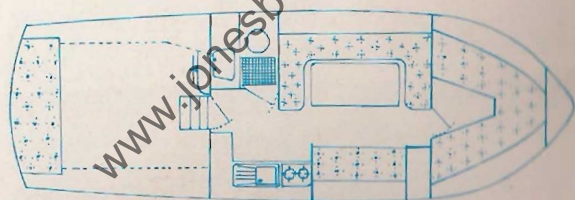
Forward Cabin



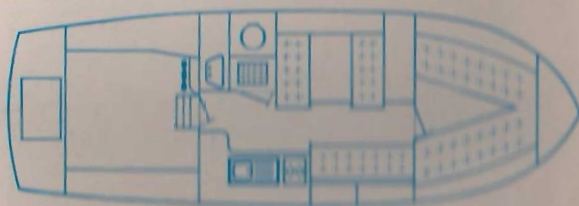
Cockpit



PROFILE



WRAP-ROUND SETTEE



DINETTE SETTEE

OCEAN 30

GENERAL SPECIFICATION

MEASUREMENTS: L.O.A. 29' 9" (9.2 m). L.W.L. 27' 9" (8.3 m). Beam 10' 2" (3.1 m). Draft 2' 6" (0.75 m). Weight (hull) 1800 lbs (813 kg).

HULL: GRP A/F 30 hull moulded by Aqua-Fibre Ltd. Lloyd's certificate supplied with each hull.

SUPERSTRUCTURE: Self-coloured one-piece moulding by Aqua-Fibre Ltd.

ENGINES: Twin Mercedes-Benz OM 636 4 cyl. 42 h.p. diesels.

PERKINS 4/108 engines can be fitted as an alternative.

GEAR BOXES: 2.1.1 reduction.

INSTRUMENTS: One set per engine. Water temperature gauge. Tachometer. Ammeter. Engine oil pressure gauge. Gearbox pressure gauge. Fuel gauge. Ignition switches. Engine stop control.

ENGINE BEARERS: Mild steel angle fastened to engine beds with high tensile steel bolts.

PROPELLER SHAFTS: Stainless steel.

PROPELLERS: Twin, manganese-bronze.

"A" BRACKETS: Manganese-bronze.

RUDDERS: Twin, manganese-bronze.

STEERING: Rack and cable assembly fitted inside instrument console, with 18" spoked wheel.

FUEL TANK: Twin engine—one of 70 gals.

WATER TANK: 55 gals.

ENGINE ROOM VENTILATION: Extraction fan.

WINDOWS: Toughened glass in anodised alloy frames, double-drop panes to Port and Starboard in Main Saloon. Single drop panes in forward cabin.

ENGINE ROOM: Fully noise-insulated.

HOT WATER: Supplied by calorifier fitted to engine; fully-insulated 12 gal. tank.

LIGHTS: Two forward berth lamps, one Moonstone toilet lamp, one 12 strip saloon light, one cockpit light, one cocktail cabinet light, and one light over galley sink.

BILGE PUMP: Manual 15 gals. per min. gusher.

ELECTRICAL SYSTEM: 12v throughout: one 12v heavy duty battery to each engine.

BULKHEADS: Selected veneers (Sapele).

ACCOMMODATION: Galley sink unit with single drainer, stainless steel basin; adequate stowage and cupboards; chrome plated taps (h. & c.). Calor gas two-burner stove with grill and oven. 1 cu. ft. gas refrigerator fitted with safety cock, and built-in safety device.

Main Saloon: Full length single settee/berth. Raised dinette with settees/double berth in marine quality Vinyl (range of colours available). Neat folding table. Cocktail cabinet with interior light. Hanging wardrobe. Flooring covered with deep pile foam-backed carpet (as in all cabins and saloons). Permits fitted to all curtained windows; silent anodised alloy curtain track. Cabin sides foam lined, and covered with first quality Torino Lionide to obviate condensation. Head lining is of perforated Melvina, with anti-condensation barrier. Curtains in first quality folk-weave material, fully-lined; choice of patterns. White tumbler switches. All joinery in Sapele finish high gloss polyurethane varnish. Generous storage space.

Toilet Compartment: Self-coloured pink GRP vanitory unit fitted with two chrome taps, shower with mixer, shower tray. Two mirrors, 48" x 12" and 20" x 14". Portaflush toilet. Panelled toilet lining with choice of Melamine laminates; head lining in white glaze. Moonstone lamp. Door furniture in chrome. Electric shaver plug. Shelves fitted with fiddle rail under vanitory sink unit.

Forward Cabin: Safety ventilated/escape hatch. Two single berths; mattresses in 5" foam and latex covered in marine quality Vinyl. Leeboards in Sapele with two storage drawers under; hull panelling foam-backed buttoned Vinyl. Windows, curtains, and floor as in Main Saloon. Side and head linings as in Main Saloon. Hanging cupboard with clothes rail. Individual berth lights and switches.

Cockpit/Wheelhouse: Choice of rigid or folding windscreen, both of toughened glass with anodised moulded frame. Two fully removable engine hatches. Folding helmsman's seat. Instruments set in black GRP steering console. All switches water-proof marine type. Windscreen wipers. Cockpit courtesy light. Weather-proof PVC cockpit folding canopy. Floor covering—simulated teak. Non-slip decking.

DECK FITTINGS: Stainless steel pulpit. Stemhead roller. Bolt bollards. Fender eyes. Alligator extractor vent. Mahogany handrails on chrome stanchions on cabin top and superstructure side. Fenders. Warps. Boat hook. Ensign flag-staff. Anchor. 3 fathoms 5/16" chain, 12 fathoms nylon and hawse pipe. Raked folding mast and stays. Dry powder fire extinguisher. Twin chrome horns. Navigation lights. High power searchlight. Steaming and masthead light. Compass. Echo sounder.

GENERAL: Calor gas—sealed in metal container draining overboard with 1/2" drain—two x 10 lb. with regulator, located aft, with isolating cock installed above waterline. The whole installation carried out to the Thames Conservancy Board regulations.

COLOURS: Hull and Superstructure: White (standard), or special to customer's choice. at additional cost.

Louvres: To customer's choice.

Toilet: Basin and some pink, or to choice.

Bulkheads: Beige marble, or to choice.

Cabin: Natural wood—Sapele. Working surfaces—Sapele Melamine. Head lining—white perforated Melvina. Hull lining—Ivory. Mattresses, cushions, etc. to customer's requirements.

The Builders reserve the right to alter the specification without prior notice.



Your Area Distributor

L. H. JONES & SON
(Boat Builders) Ltd.
BOAT HAVEN
St. IVES
HUNTINGDON PE17 4ET

R. A. NUNN, YACHT AND BOATBUILDERS, BRIMBELOW ROAD, WROXHAM, NORFOLK NR12 8UJ
ENGLAND Telephone: Wroxham 2173