



VIKING MOULDINGS

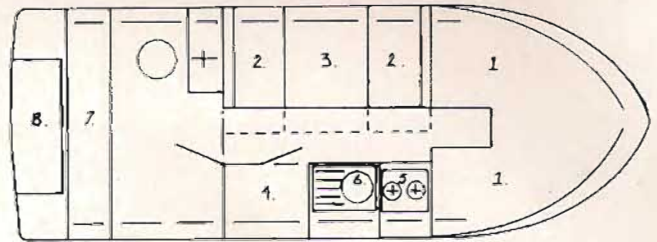


BOAT BUILDERS AND GRP INDUSTRIAL MOULDERS

ONGAR ROAD TRADING ESTATE
GREAT DUNMOW
ESSEX CM6 1EU
Tel: (0371) 5214



VIKING 19



STANDARD FITTINGS

Canopy
Screen
Pulpit
Cushions
Curtains
Cooker with fire resistant surround and piped to transom
Teak-faced interior finishes
Mechanical steering complete with wheel
Vinyl covered head-lining
Foredeck hatch
Cabin floor carpeted
Sink and drainer
Table

1. Single Berth (can be converted to double)
2. Seats
3. Table — forms double berth
4. Toilet compartment
5. Cooker space
6. Sink and drainer
7. Bench seat
8. Engine well

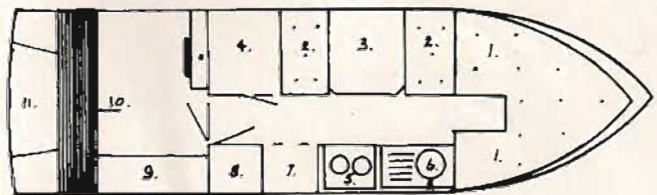
Length 19'
Beam 6' 10"
Weight (excl. engine) 1600lbs
Draught — 1' 2"
Berths 4
Headroom in cabin approx. 6'
Hull shape Displacement
Construction GRP
Maximum outboard rating 40hp
Outboard type Long shaft



AVAILABLE IN KIT FORM (HULL, SUPERSTRUCTURE AND INTERIOR)



VIKING 23



STANDARD FITTINGS

Canopy
Screen folding
Pulpit
Cushions
Curtains
Toilet
Cooker with fire resistant surround and piped to transom
Mechanical steering and wheel
Cabin floor carpeted
Handrails
1 Bow eye
3 Cleats
2 Fairleads
Fender eyes
Cold water system

1. Single Berth (can be converted to double)
2. Seats
3. Table — forms double berth
4. Shower — Toilet
5. Cooker space
6. Stainless steel sink
7. Fridge space
8. Wardrobe
9. Berth
10. Back seat
11. Engine well

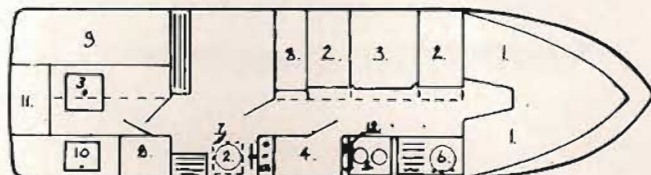
Length 22' 10"
Beam 6' 10"
Weight (excl. engine) 800kg (approx. 1742lbs)
Draught — 1' 2"
Headroom in cabin approx. 6'
Berths 6
Hull shape Displacement
Construction GRP
Maximum outboard rating 40hp
Outboard type Long shaft





VIKING 26

6 BERTHS
CENTRE
COCKPIT



STANDARD FITTINGS

- Canopy
- Screen folding
- Pulpit
- Cushions
- Curtains
- Toilet
- Cooker with fire resistant surround and piped to transom
- 1 Bow eye
- 3 Cleats
- 2 Fairleads
- Fender eyes
- Hot & cold shower
- Complete hot & cold water system (Forward & aft cabins)
- Mechanical steering and wheel
- Cabin floor carpeted
- Handrails forward and aft cabin

- 1. Single Berth (can be converted to double)
- 2. Seats
- 3. Table — forms double berth
- 4. Shower — Toilet
- 5. Cooker space
- 6. Stainless steel sink
- 7. Fridge space
- 8. Wardrobes
- 9. Single Berth (can be converted to double)
- 10. Sink & storage space
- 11. Engine well & shelf
- 12. Water heater

Length 25' 8" Beam 6' 10"
 Weight (excl. engine) 1500kg Draught 1' 2"
 Height above waterline 6' 8"
 Headroom in forward cabin approx. 6' 2"
 Headroom in after cabin approx. 5' 10"
 Berths 6
 Hull shape Displacement Construction GRP
 Maximum outboard rating 50hp
 Outboard type Long shaft (Inboard version available)

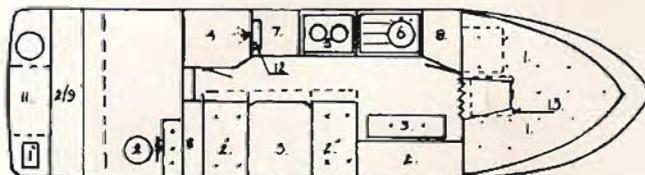


AVAILABLE IN KIT FORM (HULL, SUPERSTRUCTURE AND INTERIOR)



VIKING 26

6 BERTHS
AFT
COCKPIT



STANDARD FITTINGS

- Canopy
- Screen folding
- Pulpit
- Cushions
- Curtains
- Toilet
- Cooker with fire resistant surround and piped to transom
- Mechanical steering and wheel
- Cabin floor carpeted
- Handrails forward and aft cabin
- 1 Bow eye
- 3 Cleats
- 2 Fairleads
- Fender eyes
- Hot & cold shower
- Complete hot & cold water system (Forward & aft cabins)

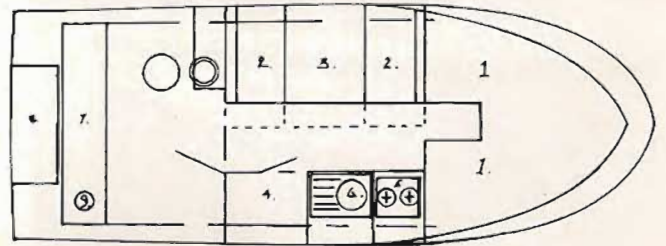
- 1. Single Berth (can be converted to double)
- 2. Seats
- 3. Table — forms double berth
- 4. Shower — Toilet
- 5. Cooker space
- 6. Stainless steel sink
- 7. Fridge space
- 8. Wardrobes
- 9. Single Berth (can be converted to double)
- 10. Sink & storage space
- 11. Engine well & shelf
- 12. Water heater

Length 25' 8" Beam 6' 10"
 Weight (excl. engine) 1500kg Draught 1' 2"
 Height above waterline 6' 8"
 Headroom in forward cabin approx. 6' 2"
 Headroom in after cabin 5' 10"
 Berths 6
 Hull shape Displacement Construction GRP
 Maximum outboard rating 50hp
 Outboard type Long shaft (Inboard version available)





VIKING 20



STANDARD FITTINGS

- Canopy
- Screen
- Pulpit
- Cushions
- Curtains
- Cooker with fire resistant surround and piped to transom
- Teak-faced interior finishes
- Mechanical steering complete with wheel
- Vinyl covered head-lining
- Foredeck hatch
- Cabin floor carpeted
- Stainless steel sink & drainer
- Table

- 1. Single Berth (can be converted to double)
- 2. Seats
- 3. Table
- 4. Toilet
- 5. Cooker space
- 6. Stainless steel sink
- 7. Bench seat
- 8. Engine well
- 9. Storage space

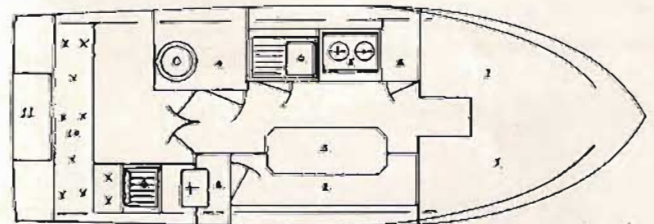
Length	20'
Beam	7' 4"
Weight (excl. engine)	750kg (approx. 1742lbs)
Draught — 1' 2"	Height above waterline 6' 6"
Headroom in cabin	approx. 6'
Berths	4
Hull shape	Displacement
Construction	GRP
Maximum outboard rating	40hp
Outboard type	Long shaft



AVAILABLE IN KIT FORM (HULL, SUPERSTRUCTURE AND INTERIOR)



VIKING 22



STANDARD FITTINGS

- Canopy
- Screen
- Pulpit - Cockpit rail
- Cushions
- Curtains
- Toilet
- Two burner grill with fire resistant surround and piped to transom
- Mechanical steering and wheel
- Cabin floor carpeted
- Handrails
- 1 Bow eye
- 3 Cleats
- 2 Fairleads
- Fender eyes
- Cold water system
- Houdini hatch

- 1. Single Berth (can be converted to double)
- 2. Seats
- 3. Table — forms double berth
- 4. Toilet compartment
- 5. Cooker space
- 6. Stainless steel sink
- 7. Fridge space
- 8. Wardrobe & cupboard
- 9. Helm seat
- 10. Back seat
- 11. Engine well

Length	22'
Beam	7' 8"
Weight (excl. engine)	900kg
Draught — 1' 4"	Height above waterline 6' 6"
Berths	4 + 1
Headroom in cabin	approx. 6'
Hull shape	Med Vee
Construction	GRP
Maximum outboard rating	140hp
Outboard type	Long shaft

