



JONES BOATYARD
ESTABLISHED 1946



"Sheerwater"

Sheerline 950

£74,950.00


REF: 105

Manufacturer/model: [Sheerline / Sheerline 950](#)

The Sheerline 950 is a well-regarded model from this respected Norfolk boatbuilder, offering two large double cabins, a spacious saloon and a sociable cockpit, ideal for entertaining or extended stays aboard. She is equipped with bow and stern thrusters for excellent manoeuvrability, and presents in very nice condition throughout. Built to a high standard with quality finishes, this is a stylish and capable cruiser, perfectly suited for comfortable and relaxed inland cruising.

Boat specification:

- Year: [2001](#)
- Length: [31ft \(9.46m\)](#)
- Beam: [10ft 7ins \(3.23m\)](#)
- Draught: [2ft 5ins \(0.84m\)](#)
- Berths: [4](#)
- Engine: [Nanni 5.280HE](#)
- Fuel: [Diesel](#)
- Drive Type: [Conventional Shaft Drive](#)
- BS Cert: [June 2026](#)
- Extras: [Bow and stern thrusters, twin fridges, electric](#)



toilet, holding tank, charger and inverter, diesel heating, stereo, hot water, shower, folding arch and screens.

Boat specification (continued):

Construction

- White GRP hull and superstructure
- Navy acrylic canvas cockpit canopy
- Stainless steel pulpit and handrails
- Folding radar arch and windscreens
- Bathing platform

Mechanical

- Nanni 5.280HE diesel engine
- Engine hours: 1650hrs
- Conventional shaft through hydraulic drive
- Full engine instrumentation
- Fuel contents gauge
- Water contents gauge
- Waste contents gauge
- Rudder position indicator
- Bow and stern thrusters
- Victron MultiPlus Compact 70A battery charger / 1600 inverter
- Victron BMW-712 battery monitor
- Webasto diesel heating to cabin and cockpit

Accommodation

- Separate forward cabin
- Offset double berth
- Spacious saloon seating
- Seperate double midships cabin

Galley

- 4 ring hob, grill and oven unit
- Stainless steel sink
- Hot water via calorifier from engine plus immersion
- Isotherm 12v fridge in galley
- Additional 12v fridge in cockpit
- Storage lockers and cupboards throughout

Heads





- Dometic electric flush toilet
- Holding tank with overboard discharge
- Vanity basin
- Shower unit

Cockpit

- Large social cockpit for entertaining
- Helm position and seat to port
- Navigator seat to starboard
- Teak cockpit flooring
- Access to bathing platform via transom door
- Additional 12v cockpit fridge

Recent Works

- Engine serviced October 2020
- Last antifouled September 2023
- Last survey October 2018
- Victron inverter/charger replaced March 2021



Demonstrations are only conducted once we have an agreement on price and a 10% deposit has been taken. Once the demonstration has been run we recommend that the boat is surveyed by an independent surveyor prior to purchase. The deposit is fully refundable should the river boat trials or survey prove unsatisfactory in any way. To arrange a river boat demonstration then please contact us on 01480 494040. THIS SPECIFICATION IS INTENDED AS ILLUSTRATION AND DOES NOT FORM PART OF ANY CONTRACT.